


ST. ELIAS ÉCHO



Newspaper of Haines Junction for 46 years!

.50c

April 2024



Glen Hurlburt Photo



LARRIKIN
ENTERTAINMENT

Jenny Hamilton

Teenage Cult Leader

A one-woman
(plus one more woman)
comedy.

Featuring
Jenny Hamilton
and **Ashley Robyn**

Direction and
dramaturgy
Clinton Walker

Written by
Jenny Hamilton

Original Music by
Ashley Robyn

Animations by
Andrew Sharp



Photo: archbould.com | Design: Dan Buszwell

Tickets:



Larrikinentertainment.ca

Show date
Wed, March 27
8pm
St. Elias
Convention Centre

*Content warning: Adult themes, coarse language and references to drugs, alcohol, bullying, sa-uahy and violence.





Easter Egg Decorating

SECS will be hosting an evening of egg decorating on March 21, from 6:00 – 8:30 pm. Students in grades K4 – 3 must be accompanied by an adult. Please bring raw eggs for decorating and paper towel.

Science Fair 2024 notice in school newspaper

The grade 4s, 5s and 7s have worked very hard for all of January and February completing their science fair projects. On February 29th, the classes displayed their work for the community at the *St. Elias Community School Science Fair*. The afternoon was a wonderful celebration of learning and science. Congratulations to the students who worked tirelessly on their projects!

The top three students per grade were:

Grade 4 – Grace Anderson, Ava Dyce, and Emma Nassiopoulos

Grade 5 – Max Drummond, Sage Howard, and Zephania Bulan

Grade 7 – Roy Osborne, Colton MacKinnon, and Copper Sheardown

Thank you to our community judges: Ellen Bielawski, Jolene Billwiller, Mathew Brown, Cindi Cowie, Andy Hall, Maxime Lavertu, Brent Liddle, Andrew Laurence, Amy McKinnon, Sonny Parker, Jeffrey Peters, Leisa Robinson, Marty Samis, Rick Staley, Michael Schmidt, Scott Stewart, and Shawn Taylor, for their participation and feedback!





St. Elias
Convention
Center

Winter
Market
Series

2:00 to
4:00pm

January 28, 2024 - HJMH Tourney


February 11, 2024 Be My Valentine

March 2, 2024 Glacier Nights Festival

March 30, 2024 Easter

April 14, 2024 Spring!

May 11, 20234 Mothers Day





Dakwàkàda Nda Dän Kù Haines Junction Health Centre NEWS

March 2024

MARCH IS NUTRITION MONTH



When we practice healthy eating habits, we take care of our families and ourselves. Good nutrition and healthy eating help us live longer and live healthier. They help manage weight, improve digestion, promote mental health. A healthy diet can prevent or delay onset of chronic diseases like Type 2 diabetes, high blood pressure and cancers.

Our health information board features information about nutrition, including tips on how to read food labels, limit added sugars and prioritize portion size. Rural dietitian referrals are available through our clinic.

REDUCING YOUR WAIT

Did you know you can book an appointment?

Booking appointments in advance can help reduce or eliminate the wait to see a nurse or other health care providers. Emergencies will always need to be seen first, but people who have appointments will be seen before walk-ins.

Your care is our priority and we strive to ensure you are seen by a nurse as quickly as possible. If you do need to wait, we appreciate your patience and understanding.

HOURS OF OPERATION

Monday to Friday: 8:30 am to 5 pm

FOR **EMERGENCIES** AFTER HOURS
PLEASE CALL 867-634-4444 OR 911

APPOINTMENTS

Appointments are available daily.
Please call 867-634-4444

NURSE APPOINTMENTS

Monday, Tuesday, Thursday and
Friday: 9 am to 11:30 am

Monday, Tuesday, Wednesday and
Friday: 1 pm to 4:30 pm

LAB HOURS

Tuesday: 1 pm to 4:30 pm
Wednesday: 9 am to 11:30 am

ADMINISTRATION TIME

Thursday: 1 pm to 3 pm
**Open for emergencies 24/7*

DOCTOR SERVICES

Call 867-634-3838 to inquire
about medical travel or to book an
appointment with Dr. Froud.



Augusto! Children's Festival Society

Annual General Meeting

April 9, 2024 – 7 p.m. at the Atrium

St. Elias Convention Centre

Everyone Welcome! Join the board and help
plan the 2024 festival!

Augusto!

CHILDREN'S FESTIVAL



[This Photo](#) by Unknown Author



Volleyball is back on Wednesday's at the school gym, at 7:00pm. Adults and any members of junior & senior volleyball teams are welcome.

SEE YOU THERE! 😊

St. Elias Echo Volunteers

Sharyn Riedl, Elayne Hurlburt, Charlotte Clark, Shawn Allen

Photocopying at HJ Village Office: Ellen Stutz

Thanks to the "Echo" Distributors

Top Spot, HJ Library, Bank, Fas Gas, School, Village Office

Thank You to the "Echo" Readers and Contributors

Thanks for keeping us "in business" for 46 years.

Contributions and \$ donations are needed and much appreciated.



60th Anniversary of St. Elias Lions

The St. Elias Lions Club accomplished the following 1971 through 1980:

- CNIB fundraiser – donation of \$618. Presentations given to Lions members and at the school by a Lion's member who was blind on what that is like and how to function normally in the world.
- Muscular Dystrophy Assn – donation \$25.
- Work party completed the fence and gate at the graveyard.
- Ladies' night held with a wild meat dinner one year and an orchestra another year.
- Bursary fund committee was formed, first scholarships awarded at the Christmas concert in 1972. Bursary was awarded June 1974 and each year after and the school year end picnic.
- Funded travel to Vancouver for a community members eye operation, and another fundraising effort for an 8-year-old child to have cataract surgery.
- Dinner meetings held at the Blue Mountain Hotel, \$3 per member.
- Ice Pool at Kluane Lake fundraiser – tickets sold on what time the ice would be going out. Money raised for community projects.
- Ice Pool at Dezadeash Lake fundraiser – tickets sold on what time the ice would be going out, funding went to heating the dressing rooms in the skating rink.



- Destruction Bay Lions Club now separate from Haines Junction Lions Club as both clubs were getting large and would benefit being separate.
- Sponsorship of a Queen for the North Highway Carnival.
- Bonspiel each year, with Girl Guides accepting donations for doing janitorial services.
- Boys summer camp at Lower Kathleen Lake; children summer camps at Rainbow Lake RCMP facilities.



- Sponsor the local Brownies, Girl Guides and Boy Scouts.
- Building of a playground in Haines Junction started in 1971. Playground equipment and fence installed.
- Put on the Remembrance Day activities and parade.
- Directional sign for air traffic to point to Whitehorse in marginal weather conditions installed.
- Painting of the walls in the Bill Brewster arena.
- Installation of glass screen for the rink balcony and heat in the change rooms at a cost of \$1000 for the ducting. Bake auction fundraiser done to come up with funds to complete this project. Heating was the installation of a barrel wood stove and fan.
- Highway bulletin boards leading into Haines Junction were designed and installed.
- Children's sport day for July / Aug each year with games, horses, egg throw, dunk tank and various other activities.
- Moose BBQ held in October each year.
- Sponsored Girl Guide Trip to France. Fundraising was done with the Girl Guides by doing a spring highway and community cleanup.
- Creation of a snowmobile track at the old dump.
- Discussion on supporting the Community on the building of a swimming pool and curling club building.
- Walk a thon to Whitehorse. Lions' members obtained sponsors for all walkers. Walkers left Haines Junction at 4am on November 8, 1975. Funds from this went to the swimming pool for Haines Junction.
- Grade 9 and 10 students were funded for their trip to St. Annes in Winnipeg.
- The Lions held a Minor Hockey raffle to make money for the local minor hockey club.
- Supported the Haines Junction School Yearbook.
- Helped with pancake breakfast for the Men's Senior Hockey team.
- Fundraising and installation of sidewalks around and between the rink and community hall to have clean walking area and less mud packed in the hall.



Thank you to Jolene Billwiler
for another generous donation
to the Echo !!



Foundation of the Seniors' Organization and Housing Centre



Left to Right: Enid Tait, Joann Graham, Laura Kelly, Margaret Johnston, Marion Wakefield

Not To Be Forgotten


The above five women are remembered for their diligent work in establishing (in 2005) Haines Junction's first official Seniors' group, the "Haines Junction Seniors and Elders Society."

At first, the five women arranged for, and set up a Seniors' "Playhouse" in one end of Yukon Government's dormant Weigh Scale Building. They "Opened House" there on April 23, 2005. Every Wednesday afternoon Seniors and Elders gathered for games and goodies. Their fun slogan above the door read, "Please, No Children Under 55."

From this first venue, the five women aided by Patty Moore branched into developing the concept of, and overseeing completion of the present Yukon Housing's 9-suite Seniors Complex. There (in the recreation/kitchen area) Seniors and Elders gather weekly for games, goodies, educational and recreational programs, and frequent lunches prepared by Patty and helpers.

Sadly, the five women in the photo above have all passed away. However, their legacy remains, and will remain as a crucial part of Haines Junction's very foundation.

-Elayne Hurlburt



LET'S BUILD A BIKE SKILLS PARK TOGETHER!



WOLF CREEK, YUKON

WHAT IS A BIKE SKILLS PARK?

It's a looping trail system of rollers banked for biking with small jumps, wooden decks and obstacles for all ages to learn basic mountain biking skills. What's also really great about bike skills parks is that they are relatively easy to build, maintain and reclaim (if needed) because it's really just a bunch of dirt and wood!



COPPER RIDGE, YUKON

HOW WILL WE BUILD IT?

We have assembled a great volunteer team of Dakwakada/Haines Junction residents and we have formed a society (Pedal Junction). Now we're asking community partners to help us identify suitable land, recruit volunteers, do some fundraising and apply for funding (like to YG's Community Development Fund). Then we'll design it, build it, play in it and maintain it!

There are lots of great bike skills park examples in the Yukon to learn from like Wolf Creek, Mary Lake, Copper Ridge, Porter Creek, CGC - Mt Mac Ski area, Research Forest, Teslin, and Dawson City.

WHO ARE WE?

We're the team that helped host the Community Bike Nights in 2023 which was a series of 8 volunteer-led events on the Spruce Street cul-de-sac. These events brought together cyclists of all ages to ride bikes, play on wooden ramps and teeter totters and try out different skill stations. The season finale, a Bike Parade through the Village streets, brought out a great and energetic crowd of people of all ages and life-stages.

GET INVOLVED!

Provide your input or
support and learn more at
pedaljunction.org

pedaljunctionyukon@gmail.com
867 336-1085





PO Box 5498 Haines Junction, Yukon Y0B 1L0
 (867) 335-9769 jolene@sprucecottagefarm.ca

Plant List and Order Form 2024

Healthy plants for vibrant vegetables, fabulous flowers and happy herbs.

Orders will be available at the nursery the beginning of June and onwards.

Please contact me by phone, email or regular mail to place your order (if you would like this order form electronically or in your PO Box, please contact me with your request).

Varieties marked with ~ are available as a single pot: \$2.85 plus gst where applicable.

Varieties marked with * are available as a 2-pack: \$4.85 plus gst where applicable.

Varieties marked with ^ are available as a large 6-pack: \$13.85 plus gst where applicable.

Varieties that have no symbol are specialty sizes and will be priced at checkout.

A 50% deposit is required on all orders, along with a non-refundable handling fee.

Availability of plants is dependant on a number of factors beyond my control; this year's list may change without notice and appropriate substitutions will be made, if required.

Ordering is not the only way to purchase plants!

The Plant Nursery, located at 103121 Alaska Highway, will be open weekends in May and June. Opening day is Friday May 3, 2024!
 Come out to the greenhouse to peruse the shelves!

Vegetables

	Quantity		Quantity
~ Artichoke 'Imperial Star F1'		~ Climbing Spinach 'Red Malabar'; vining and succulent	
* Arugula; nutty, spicy leaves		~ Eggplant 'Patio Baby F1'; dwarf fruit and plant	
^^ Broccoli 'Aspabroc F1'; Brocolini-type, shoots		*^ Fennel 'Antares Hybrid'; anise-flavoured bulbs	
^^ Broccoli 'Nutri-Bud'; large heads, many shoots		* Green Onion 'Summer Isle'; perfect scallions!	
^^ Broccoli 'Sibsey Artwork F1'; early, multi-purpose		^^ Kale 'Red Russian'; my favourite kale!	
^^ Broccoli 'Di Cicco'; medium heads, many shoots		^^ Kale 'Nero di Toscana'; dinosaur kale	
^^ Broccoli 'Imperial F1'; large heads, late summer		*^ Kohlrabi 'Kolibri F1'; purple skin	
^^ Brussels Sprouts 'Jade Cross F1'		*^ Kohlrabi 'Konan F1'; green skin	
^^ Cabbage 'Early Jersey Wakefield'; pointed		* Leek 'Tadorna'; summer/fall leek	
^^ Cabbage 'Alcosa F1'; savoyed		* Lettuce 'Red Salad Bowl'; red oakleaf	
^^ Cabbage 'Primero F1'; red		* Lettuce 'Royal Oakleaf'; green oakleaf	
* Carrot 'Paris Market Atlas'; round and tasty		* Lettuce 'Parris Island Cos'; romaine	
^^ Cauliflower 'Snow Crown F1'; white		* Lettuce 'Buttercrunch'; buttercrunch	
^^ Cauliflower 'Amazing' (O/P); white		* Lettuce 'Great Lakes 659'; iceberg	
^^ Cauliflower 'Fioretto F1'; sprouting, shoots		~ Melon 'Earlichamp F1'; early cantelope	
* Celeriac 'Giant Prague'; great storage veg		~ New Zealand Spinach; loves heat!	
~ Cucumber 'Salad Bush F1'; container, parthenocarpic		* Onion 'Norstar F1'; yellow cooking	
~ Celery 'Tango'		* Onion 'Red Tropeana Lunga'; pungent, oblong shape	
~Cucumber 'Sweet Success F1'; parthenocarpic		* Pea 'Super Sugar Snap'; snap pea, edible pod	
~ Cucumber 'Lisboa F1'; parthenocarpic		* Pea 'Grundy-Perfect Arrow'; shelling pea	
~ Cucumber 'Corentine'; pickling, parthenocarpic		~ Pepper 'Early Jalapeno'; classic hot pepper	

~ Pepper 'Snackabelle Red'; mini sweet bell pepper		Tomato 'Yellow Pear'; yellow cherry; vine	
* Salad Green – Red Orach		Tomato 'Manitoba'; early salad; bush	
* Salad Green – Red Giant Mustard		Tomato 'Silvery Fir'; early salad; bush	
* Salad Green – Mizuna		Tomato 'Stupice'; early salad; bush	
* Salad Green - Pepperpress		Tomato 'Roma'; paste; bush	
~ Summer Squash 'Yellow Pattypan'		* Tomatillo; for salsa verde!	
* Swiss Chard 'Bright Lights'; multi-coloured stems		~ Watermelon 'Jade Duchess F1'; early and productive	
* Swiss Chard 'Lucullus'; green stems		~ Winter Squash 'Early Butternut F1'; butternut	
Tomato 'Tumbler F1'; for hanging baskets; bush		~ Winter Squash 'Pinnacle F1'; spaghetti	
Tomato 'Tiny Tim'; red cherry; mini bush		~ Zucchini 'Black Beauty'; classic green zuke	
Tomato 'Gold Nugget'; yellow cherry; bush		~ Zucchini 'Eight Ball F1'; round	
Tomato 'Principe Borghese'; red cherry; bush			
		Subtotal Vegetable Single: _____ x \$2.85 =	
		Subtotal Vegetable 2-pack: _____ x \$4.85 =	
		Subtotal Vegetable Lg 6-pack: _____ x \$13.85 =	
		Total Vegetables =	

Annual Flowers

	Quantity		Quantity
* Ageratum 'Aloha Blue'; Floss Flower - fuzzy blue buttons on small bushy plants		* Dianthus 'Carpet Series Mix'; dwarf, mounding plants with masses of blooms in a mix of red, pink, carmine, picotee and white	
* Alyssum 'New Carpet of Snow'; bright white flowers with a sweet honey scent, nectar-rich		Geranium 'Red'; classic container plant	
* Aster 'Milady Mix'; fully double flowers in a pastel range on compact plants		~ Galliardia 'Firewheels'; red petals with yellow tips, great for pollinators	
~ Asarina; Twining Snapdragon, pastel-coloured tubular flowers on vigorous vines		* Larkspur 'QIS Misty Lavender; lavender-grey double flowers on long stems	
* Bachelor's Button 'Blue Boy'; clear blue flowers on this classic cottage garden flower		* Lobelia 'Regatta Sky Blue'; bluebird-blue flowers on trailing plants	
* Bachelor's Button 'Lady Mauve'; lavender-pink flowers, great for pollinators		* Lobelia 'Midnight Blue'; navy blue flowers on trailing plants	
~ Bacopa 'Snowtopia'; spreading plants with single white flowers, vigorous and pretty!		* Lobelia 'Regatta Rose'; bright pink flowers with a white throat on trailing plants	
* Calendula 'Snow Princess'; creamy white flowers with a hint of yellow, hardy and easy to grow		* Lobelia 'Regatta Lilac'; soft lilac flowers on trailing plants	
* Calendula 'Erfurter Orange'; bright orange double flowers make this pot marigold pop		* Lavatera 'Silver Cup'; heritage cottage garden plant, with striking pink flowers	
* Calendula 'Orange Flash'; soft peachy-coloured flowers abound on this tall calendula		* Marigold 'Burning Embers'; large bushy plants support dainty flowers in fire-toned shades	
* Calendula 'Bon Bon Mixed'; dwarf calendula in shades of orange, cream, yellow and apricot		* Marigold 'Antigua Mix'; compact, African-type with yellow, orange and gold pom-pom flowers	
* Calendula 'Indian Prince'; orange petals backed with mahogany form double flowers, great for cutting and pollinators		* Marigold 'Orange Hawaii'; tall, African-type with fully double, bright orange flowers, great for flower garlands!	
~ Cerinthe; striking grey-green foliage with blue bracts and purple bell flowers – a showstopper!		* Marigold (French) 'Alumia Vanilla Cream'; creamy yellow double flowers on compact plants, companion plant	
* Clarkia 'Choice Mix'; fully double flowers in pastel purple shades, heat and drought tolerant		* Marigold (French) 'Fireball'; fully double, deep red blooms fade to shades of orange as they age, companion plant	
* Cosmos 'Cosmic Orange'; sulphureous-type with bright orange flowers on short, sturdy plants		* Marigold (French) 'Strawberry Blonde'; fully-double blooms in a pretty range of shades brighten up any container, companion plant	
* Cosmos 'Apricotta'; airy foliage and sturdy stems support irregular-edged flowers in blush shades, with yellow and pink accents		* Marigold (French) 'Queen Sofia'; fully double deep-orange petals edged in gold, companion plant	
* Cosmos 'Sonata'; a dwarf form of Cosmos in a lovely mix of colours from white to crimson, great for containers		* Marigold 'Cracker Jack Mix'; African-type with double carnation-like blooms in shades of orange and yellow	

* Marigold (miniature); 'Lemon Gem'; delightful lemon-scented foliage and small pretty flowers		* Petunia 'Supercascade Blue'; large deep blue flowers, grandiflora type	
* Marigold (miniature) 'Orange Gem'; delightful lemon-scented foliage and small pretty flowers		* Petunia 'Supercascade Red'; large bright red flowers, grandiflora type	
* Marigold (miniature) 'Red Gem'; delightful lemon-scented foliage and small pretty flowers		* Petunia 'Supercascade Rose'; large pink flowers, grandiflora type	
* Mesembryanthemum, Ice Plant 'Livingstone Daisy Mix'; vibrant blooms on mat-forming, drought-tolerant plants		* Petunia 'Supercascade Pink'; large soft pink flowers, grandiflora type	
* Mignonette; highly scented, greenish flowers, excellent nectar plant		* Petunia 'Supercascade Burgundy'; large rich red flowers, grandiflora type	
* Mirabilis 'Marbles Mix'; Four o Clocks; trumpet-shaped blooms abound on sturdy plants		Wave Petunia 'Evening Scentsation'; indigo-blue blooms with a satiny sheen, cascading and fragrant	
~ Morning Glory 'Grandpa Ott's'; vigorous vines with small two-toned flowers of purple and red		Wave Petunia - Purple	
~ Morning Glory 'Blue Picotee'; striking blue flowers with white edges on vigorous vines		Wave Petunia – Blue	
~ Morning Glory 'Sunrise Serenade'; unusual, rosy-red, double curly flowers on pretty vines		Wave Petunia – Lavender Sky Blue	
~ Nasturtium 'Canary Bird Vine'; pretty yellow flowers on fast growing vines		Wave Petunia – Coral Crush	
* Nasturtium 'Empress of India'; bushy plants with dark foliage and scarlet flowers		Wave Petunia - Silver	
* Nasturtium 'Glorious Gleam'; vigorous trailing vines with classic nasturtium flower colours		Wave Petunia – Carmine Velour	
* Nasturtium 'Dwarf Jewel Double Mix'; brightly coloured double flowers on bushy plants		Wave Petunia – Plum Vein	
* Nasturtium 'Honolulu Mix'; vigorous vines sport unusual split-petal flowers in fiery shades		Wave Petunia - Yellow	
* Nemesia 'Carnival Mix'; beautiful mix of colours, easy and will grow in part shade		* Poppy 'Amazing Grey'; striking lilac-smoke-grey flowers on this Shirley poppy, great for pollinators	
* Nemesia 'Poetry Mix'; fragrant blooms in shades of lavender, pink, blue and white on bushy plants		* Salpiglossis 'Kew Blue'; striking purple and black flowers about on sturdy plants	
* Nicotiana 'Daylight Sensation Mix'; fragrant trumpet-shaped flowers on tall plants		* Salvia 'Mojave Salmon'; compact and branching, with salmon pink flower spikes	
^ Ornamental Kale 'Crystal Mix'; glossy leaves in a mix of red, white and pink, frost-tolerant		* Salvia 'Mojave Purple'; compact and branching, with dark purple flower spikes	
* Painted Sage; colourful bracts on this Salvia stand out in mass plantings, blooms til frost		* Schizanthus; delicate orchid-like blooms in a pastel pallet of colours, easy to grow	
* Paper Daisy 'Sensations Giants'; rose, pink, white flowers with yellow button centres, great for drying		~ Silene 'Sibella Carmine'; vigorous, bushy plants are covered in bright pink, self-cleaning flowers	
*^ Pansy 'Frizzle Sizzle Mix'; ruffled petals in a beautiful range of colours		~ Snapdragon 'Potomac Royal'; deep berry blooms on tall plants, great for cutting and frost-tolerant	
*^ Pansy 'Swiss Giants Mix'; large, velvety blooms on compact, vigorous plants in classic pansy colours		~ Snapdragon 'Potomac Apple Blossom'; bicolor blooms on tall plants, great for cutting and frost-tolerant	
* Pansy 'Tiger Eye Red'; small, fragrant yellow and mahogany flowers with striking burgundy veins		~ Snapdragon 'Potomac Dark Orange'; peachy pink blooms on tall plants, great for cutting and frost-tolerant	
* Pansy 'Nature Mulberry Shades'; rich red and purple blooms fade beautifully as they age		~ Snapdragon 'Potomac White'; pure white blooms on tall plants, great for cutting and frost-tolerant	
*^ Pansy 'Giant Exhibition Mix'; heirloom, large-flowered in a mix of blue, orange, purple, red, white and yellow		~ Snapdragon 'Potomac Lavender'; lilac-pink blooms on tall plants, great for cutting and frost-tolerant	
*^ Pansy 'Super Chalon'; large, ruffled flowers in a lovely range of colours		~ Snapdragon 'Potomac Red'; dark, rich red blooms on tall plants, great for cutting and frost-tolerant	
*^ Pansy 'Trimardeau Mix'; jeweled tone flowers on hardy plants		~ Snapdragon 'Potomac Dark Pink'; bright pink blooms on tall plants, great for cutting and frost-tolerant	
* Petunia 'Double Cascade Orchid Mist'; fully double flowers in delicate pink on compact plants		~ Snapdragon 'Floral Showers Mix'; dwarf plants with a bright colour mix of blooms	
* Petunia 'Double Cascade Blue'; fully double flowers of deep blue on compact plants		* Stocks 'Harmony Mix'; wonderfully fragrant double flowers on bushy, easy-care plants	
* Petunia 'Double Cascade Burgundy'; double flowers in a rich red on compact plants		* Stocks 'Starlight Scentsation'; Evening-Scented Stock; airy, fragrant flowers, sun to part shade	
* Petunia 'Supercascade White'; large bright white flowers, grandiflora type		~ Strawflower 'Swiss Giants Mix'; the classic everlasting flower	

* Swan River Daisy – White; simple daisy-type flowers on easy-care, bushy plant		~ Tithonia 'Fiesta Del Sol'; a compact variety, suited to containers, with large, velvety-orange flowers	
* Swan River Daisy – Purple; simple daisy-type flowers on easy-care, bushy plants		* Verbena 'Tuscany Mix'; bushy plants abound with blooms in a wide range of colours	
* Sweet Pea 'Royal Family'; classic colour mix with long stems, very fragrant and great for cutting		*^ Viola 'Back to Black'; very dark, small flowers with a splash of gold in the centre	
* Sweet Pea 'Old Spice Mix'; lovely mix of heirloom varieties, highly fragrant in a beautiful colour range		*^ Viola 'Rose Antique Gem'; pink, maroon and yellow flowers abound on this vigorous viola	
~ Sunflower 'Suntastic'; creamy yellow blooms on compact plants, pollenless		*^ Viola 'Mixed Colours'; a pretty mix of colours on hardy plants	
~ Sunflower 'Teddy Bear'; sunny yellow double flowers on compact plants		* Venidium 'Orange Prince'; striking orange flowers with black centres on silvery green foliage	
~ Sunflower 'Autumn Beauty'; tall plants abound with beautiful sunflowers in shades of red, brown and yellow.		* Viola tricolour 'Heartsease'; also known as Johnny-Jump-Up, self-seeding viola, grown since medieval times	
~ Thunbergia, Black Eyed Susan Vine; vigorous vines sport tubular flowers in a mix of orange, yellow and white		Flowers Single: _____ x \$2.85 = Flowers 2-pack: _____ x \$4.85 = Wave Petunia Single: _____ x \$4.85 = Wave Petunia 2-pack: _____ x \$9.35 = Subtotal Flowers =	
		GST @ 5% =	
		Total Flowers =	

Herbs

	Quantity		Quantity
~ Anise Hyssop (Agastache foeniculum); licorice-scented leaves and spiky purple flowers; great bee plant		~ Lemongrass; wonderful in teas and Thai cooking, will over-winter inside	
~ Basil 'Sweet'; great container basil, pop a few in with the tomatoes - the plants complement each other		~ Lemon Balm (Melissa officinalis); fresh lemony flavour, great in tea	
* Basil 'Cinnamonette'; distinctive cinnamon taste and odour, an ornamental edible!		* Oregano 'Greek'; strong spicy flavour, dries well	
* Borage; clear blue, edible star flowers and blue-grey foliage, self-seeds and great for bees		* Parsley 'Dark Green Italian'; large flat leaves, great parsley flavour	
* Chervil; a delicate anise-flavoured herb, add just before serving; also a superb companion plant, providing a source of nectar and habitat for beneficial insects, pollinators and bees		* Parsley 'Forest Green'; curly, crinkled leaves with classic flavour	
* Chamomile, German; the classic tea herb, keep flowers picked to encourage more blooms		~ Sage (Salvia officinalis); grey-green foliage and an essential flavour for poultry	
~ Catnip; a medicinal herb used to aid sleep and, of course, a well-known kitty treat!		~ Spearmint; this sweet mint is lovely in tea, summer salads, mojitos and more!	
Chives; perennial garden favorite, plant a clump in the cold frame for extra-early chives		* Summer Savoury; the classic herb for beans, summer savory's pleasant flavour lends itself well to any dish - the purplish-pink flowers in the summer are a bonus!	
* Cilantro; nothing beats your own fresh cilantro; also a superb companion plant, providing a source of nectar and habitat for beneficial insects, pollinators and bees		~ Sweet Annie (Artemisia annua); sweetly fragrant foliage with finely cut leaves, great for potpourri (not edible)	
* Dill; a superb companion plant, providing a source of nectar and habitat for beneficial insects, pollinators and bees as well as many fronds of fresh dill!		* Sweet Marjoram; a strong spicy flavour gives this herb in the Oregano family a bit of a kick, great for stew, wild meat and sausage	
~ French Sorrel 'Green de Belleville'; strong lemony flavour on this tender perennial		* Thyme, English; lovely flavour and vigorous growth, great to dry for the winter	
~ Lavender 'Ellagance Purple'; dark purple, fragrant flower spikes, may over winter inside		Herbs Single: _____ x \$2.85 = Herbs 2-pack: _____ x \$4.85 = Total Herbs =	

		Handling Fee: <u>30.00</u>	
		Total Vegetables: _____	
		Total Flowers: _____	
		Total Herbs: _____	
		ORDER TOTAL: _____	

Open-pollinated and Hybrid Explained

I grow a mix of open-pollinated and hybrid varieties. Open-pollinated seeds are produced by crossing two parent plants of the same variety (in the same species) to produce offspring (seeds) just like the parent plants.

Open-pollinated varieties have generally been grown for many years. Hybrid seeds are produced by crossing two parent plants of different varieties within the same species. The resulting offspring (seeds) will have characteristics from both parents.

It is important to note the difference between hybrid and genetically engineered: hybrid seeds are crosses between the same species and genetically engineered seeds are the result of manipulating DNA between different species.

I grow open-pollinated varieties in order to save seed from them. I grow hybrid varieties for plants that take longer to mature or flower as hybrid varieties usually have a shorter time to maturity than open-pollinated varieties.

While hybrids are useful, they can also be expensive, propagation-proprietary and owned by multi-national corporations.

Seed saving is an important link in the sustainability chain and a must if we don't want to lose the diversity in our seed lines.

If you would like more information on saving your own seeds, please do not hesitate to contact me with your questions.

Attracting and Keeping Beneficial Insects, Pollinators and Bees

Growing plants that provide habitat and food for beneficial insects, pollinators and bees is the best way to attract and keep them in your garden or greenhouse. Diversity is an important part of a healthy garden and mixed plantings of flowers, herbs, annuals and perennials allows diversity to flourish.

Beneficial insects and pollinators need more than blooming plants to thrive. They need a shallow dish of water with gravel in it to provide a place to land and sip (I have a small tray of mud that I keep moist for the same purpose) as well as undisturbed plantings or wild habitat to lay eggs and allow the larvae to develop into adults. Once the larvae are adults, they will need plants rich in nectar to continue their life cycle. Throughout their life cycle, these good bugs are eating the not so good bugs that harm the crops we want to eat or enjoy.

The Yukon is fortunate to have a number of species of solitary bees and bumble bees that live here. These bees do not live in hives or produce honey as we know it. These bees are the first bees out in the spring and they are responsible for pollinating the wild fruits that we enjoy as well as many of our garden crops. It is so important to support our population of wild bees as wild bee species are disappearing at a rapid rate all over the planet. Without wild bees, the yields of our forest fruits, domestic fruit trees, domestic fruits and crops is drastically reduced. Providing undisturbed habitat, such as perennial plant beds or a windbreak/border of wild plants allows queen bumble bees to overwinter in protected areas. The queen bumble bees then emerge in the spring and find natural chambers in the ground to build their nest, lay eggs and nurture their larvae. Solitary bees use hollow stems, cracks and channels in old wood to lay their eggs, with a ball of pollen and nectar, then seal the cell up with mud and create a new cell in the line. These eggs overwinter and in the spring emerge as solitary bees to start the cycle again. Solitary bee houses can be purchased or made to provide a place for the bees to lay their eggs. Providing plants rich in pollen and nectar provides food for adult wild bees to nurture their young and ensure the next generation of wild bees.

Plants for Beneficial Insects, Pollinators and Bees

Alyssum, Anise Hyssop, Arugula Flowers, Asclepias, Basil, Borage, Brassica Flowers, Cilantro, Chervil, Dill, Bergamot, Chamomile, Chives, Fennel, Parsley, Sage, Thyme, Cosmos, Lovage, Lobelia, Marigold, Mignonette, Phacelia, Bachelor's Buttons, Nigella, Verbena, Calendula, Evening Scented Stocks, Sweet Marjoram, Summer Savoury, Yarrow, Poppy, Clover

 **Thank you for your patronage** 



From: Jolene Billwiller <sprucecottagefarm@gmail.com>
Date: Thu, Mar 14, 2024, 4:38 p.m.
Subject: Yay, it's Mid-March!
To: Jolene Billwiller <jolene@sprucecottagefarm.ca>

Greetings Gardeners!

Ah, mid-March: the sun is warm, the Vernal Equinox is approaching, the forest is a cacophony of bird song and owl hoots and we are slowly emerging from the frozen depths of winter into tempestuous Spring.

Although it did snow about a foot last night and the wind is blustery today - I feel the rejuvenating sun drawing me outside to revel in its yellow warmth, there are germinating mother-flats in the seeding room and it's above zero in the greenhouses (sometimes)!

This is the time of year I like to throw snow on all the greenhouse beds, providing some much-needed moisture for winter-dry greenhouse soil as it melts, along with any micronutrients and minerals that may have accumulated in the winter's snowfall – an easy way to provide moisture while it's still too cold outside to get garden hoses out.

Stupendous Seeds

Seeds are a wonder! They contain all of the genetic material needed to grow a living organism. This living organism will then grow and mature its own seeds, perpetuating its genetic material and living on through the aeons. Seeds absorb oxygen and give off carbon dioxide. Seeds consist of: an embryo (a plant in waiting), endosperm (food supply) and a seed coat (hard outer protective covering).

Seeds' diversity in size and shape is explained when one thinks about how a seed moves from its mother-plant to elsewhere: all of the size and shape adaptations are there in order to move the seed beyond its mother-plant's territory, increasing its plant's chances of survival and expansion.

Seeds also have many adaptations to weather the weather, so to speak! Seeds tend to be produced at the end of the growing season. As such, many seeds have hard seed coats to protect through wet weather and prevent germination when growing conditions aren't ideal. Other seeds have biomechanical recording mechanisms to prevent germination until a certain period of cold temperature has passed, allowing these seeds to remain dormant through the winter months until the warmer temperatures of spring. Understanding the adaptations to weather that seeds have allows us to control germination until the optimal time for our vegetable gardens, flower pots and herb beds:

- Scarification is the process of chipping the hard seed coat to aid the absorption of water and promote germination.
- Stratification is the process of chilling seed for a certain period of time before germinating in order to break the seed's dormant period.
- Some seeds require light for germination (they don't get covered with soil).
- Some seeds require dark for germination (they get covered with soil and then newspaper or other opaque, breathable material).
- Some seeds require fire to break their dormant period.
- Seed packages or seed catalogues should list any special germination requirements for a particular plant.

Seeds germinate when soil temperature and moisture have reached ideal conditions.

(continued on next page)

Opening day is Friday, May 3! The seeding room is full of germinating seeds and I'm really looking forward to this season and chatting all things gardening and growing with all of you! Hours are: Fridays 12pm-6pm, Saturdays 10am-4pm and Sundays 10am-4pm and I'll be open every weekend in May and June.

Plant and seed ordering are available again this year – you'll find the Plant List and Order Form and the Seed List and Order Form attached and they are also available on my website (sprucecottagefarm.ca). Please note, they are no longer fillable/saveable pdfs, so will need to be printed, completed with your order, then emailed back to me via scanning or taking a picture.

Do you enjoy my newsletters and wish you could use a key word to search them for information? Now you can! They're now available on my website (sprucecottagefarm.ca) as a searchable blog! A big thank you to my brother Lee for making this happen!

In Growing Harmony,
Jolene

ps, if you no longer wish to receive these newsletters, simply reply with unsubscribe

April is Canada's Poetry Month

SPRING?

Hungry, hungry, hungry birds

Jolene's plant list in the Echo

Willows reddening

Icicles dripping

Overflow. LOTS of overflow

Wasp nest fragments on snow

Wet, heavy snow

And Ralph's Big Bucket Ballet rescuing the grader that spun 360 degrees

into the ditch off the highway during a snow squall

The light, the light, the light.

Ellen Bielawski



YUKON ADVENTURE CONTACT INFORMATION

Website: www.yukonadventure.net

Phone: 867 335 8639

Email: yukon.adventure.time@gmail.com

Facebook, Instagram, and [TikTok@yukon.adventure.time](https://www.tiktok.com/@yukon.adventure.time)

2024



March



Sunday	Monday	Tuesday	Wednesday	Thursday	Friday	Saturday
*Times of Departures					1	2
3	4 HJct - Whse : 8am Whse- HJct : 4pm	5	6 HJct - Whse : 8am Whse- HJct : 4pm	7	8 HJct - Whse : 8am Whse- HJct : 4pm	9
10	11 HJct - Whse : 8am Whse- HJct : 4pm	12	13 HJct - Whse : 8am Whse- HJct : 4pm	14	15 HJct - Whse : 8am Whse- HJct : 4pm	16
17	18 HJct - Whse : 8am Whse- HJct : 4pm	19	20 HJct - Whse : 8am Whse- HJct : 4pm	21	22 HJct - Whse : 8am Whse- HJct : 4pm	23
24 EASTER 31	25 HJct - Whse : 8am Whse- HJct : 4pm	26	27 HJct - Whse : 8am Whse- HJct : 4pm	28	good Friday 29 HJct - Whse : 5:30pm Whse- HJct : 7:30pm	30

2024



April

*Times of Departures

Sunday	Monday	Tuesday	Wednesday	Thursday	Friday	Saturday
	1 Easter Monday HJct - Whse : 4pm Whse- HJct : 6pm	2	3 HJct - Whse : 8am Whse- HJct : 4pm	4	5 HJct - Whse : 5:30pm Whse- HJct : 7:30pm	6
7 HJct - Whse : 4pm Whse- HJct : 6pm	8 HJct - Whse : 8am Whse- HJct : 4pm	9	10 HJct - Whse : 8am *Whse- HJct : 2pm	11	12 HJct - Whse : 5:30pm Whse- HJct : 7:30pm	13
14 HJct - Whse : 4pm Whse- HJct : 6pm	15 HJct - Whse : 8am Whse- HJct : 4pm	16	17 24 YUKON YOUTH SUMMIT	18 Private Charter Event	19	20 Whse - HJct : 9am
21 HJct - Whse : 4pm Whse- HJct : 6pm	22 HJct - Whse : 8am Whse- HJct : 4pm	23	24 HJct - Whse : 8am Whse- HJct : 4pm	25	26 HJct - Whse : 5:30pm Whse- HJct : 7:30pm	27
28 HJct - Whse : 4pm Whse- HJct : 6pm	29 HJct - Whse : 8am Whse- HJct : 4pm	30				



Weekly Shuttle Schedule

	Leaving Haines Jct	Leaving Whitehorse
Sunday	starting April 7th 4pm	starting April 7th 6pm
Monday	8am	4pm
Wednesday	8am	3pm
Friday	8am starting March 29th 5:30pm	4pm starting March 29th 7:30pm

SUNDAY	MONDAY	TUESDAY	WEDNESDAY	THURSDAY	FRIDAY	SATURDAY
	1 EASTER MONDAY Every Monday Recreational Basketball 13+ welcome 7 p.m. @ School Gym	2 Every Tuesday Romp n Run 10:00 to 11:30 am @ Mezzanine	3 Every Wednesday Open Gym 3:30-5:30 pm 12+ yrs @ School & Volleyball 7:00 p.m. @ School	4 Every Thursday Romp n Run 10:00 - 11:30 a.m. @ Mezzanine & Thrift Shop 2 - 6 p.m. @ Log Church	5 Every Friday Storytime 10:00 @ Library	6
7	8	9 Augusto AGM @ 7:00 p.m. Atrium in Convention Centre	10 Council Meeting @ 7:00 pm in Council Chambers	11	12	13
14	15 Deadline for Lottery Funding 5 pm Application @ Village Office	16	17	18	19	20
14 Winter Market 2:00-4:00 p.m. @ Convention Centre						
21	22	23	24	25	26	27
28	29 Deadline for Echo @ noon Submit to shawn.allen@yukon.ca	30				

All submissions should be sent to shawn.allen@yukon.ca
 Any errors or omissions, please call Sharyn @ 335-5771
 or email riedls@northwestel.net

DEADLINE FOR NEXT ECHO-MONDAY, Apr, 29th - noon sharp!!

Tourism Recreation & Economic Development

Mill

April 2024

Village of Haines Junction

Box 5339

Haines Junction, Yukon

Y0B 1L0

Phone: (867) 634-7100

Fax: (867) 634-2008

Email: admin@hainesjunction.ca

Website: www.hainesjunctionyukon.com



Council Meetings

The next regular Council meetings will be held at 7:00 p.m. in Council Chambers at Convention Centre.

April 10, 2024,

April 24, 2024

May 8, 2024,

May 22, 2024

Regularly scheduled meetings for the Village of Haines Junction Council are held on the second and fourth Wednesdays of every month at 7:00 pm. Meetings are held in Council Chambers at the Haines Junction Convention Centre. The public is invited to join in person in the Council Chambers, or online or by teleconference via Zoom.

Agenda packages, along with instructions for how to connect via Zoom, are posted on the Village of Haines Junction website <<hainesjunction.ca>> on the Friday afternoon of the week prior to each meeting. You can also contact the Village at corporate@hainesjunction.ca to be added to the Village email distribution list to receive Council Agenda Packages, Council Meeting Minutes, and other Public Notices, by email.



Easter Holiday Closures

The Municipal Office will be **CLOSED**:

Friday March 29th and Monday April 1st

The Municipal Office will re-open Tuesday, April 2nd at 8:30am for regular hours.

The Landfill & Recycling Centre will be **CLOSED**

Friday March 29th and Sunday, March 31st.

The Landfill & Recycling Centre are open **Saturday March 30** and will resume regular hours on Wednesday April 3rd.



Burn Permit Reminder



Between April 1 and September 30, you are legally required to hold a valid permit to light an open fire in the Yukon.


This includes:

- 🔥 burning grass, debris, or brush in a barrel
- 🔥 lighting an open fire for any purpose other than a campfire
(which does not require a permit)
- 🔥 burning on all public and private lands

Permits are issued by the Yukon Government:

 <https://yukon.ca/en/apply-burn-permit>

 Wildland Fire Management:
1019 Alaska Highway 634-7061

 EMR – Compliance Monitoring &
Inspections: 246 Haines Rd. 634-2256.



Donate your Refundables!

Haines Junction Recycle Centre hours.

- Closed on statutory holidays.
- Outside bins: Wednesday to Sunday, 9:00am to 6:00pm
- Refundables: Wednesday to Sunday, 1:00pm to 5:30pm

Did you know that you can donate your refundable items at the Haines Junction Recycle Centre?

The funds collected from your donated Refundables are divided between eligible community groups on an annual basis.



Thank you for supporting arts, sports, recreational and cultural programming in our community!



Although I was born in April,
I'm quite certain I was not
fully awake until October.

~Peggy Toney Horton



Recreation Grant Deadline

The Village of Haines Junction receives funding from Lotteries Yukon through the Community Lottery Program for community projects.

The deadline for the next round of funding is:
Thursday, April 15th at 5:00 p.m.

If you are interested in applying, you can download a copy of the Lottery Funding Grant Information Sheet and a

Lottery Funding Grant Application Form from the Village of Haines Junction website, or you can pick up a copy from the Village Office.



Hello April

A good day isn't always
Perfect. It challenges you to
Release your potential and
Inspires you to appreciate the
Little, amazing things in life

OurMindfulLife.com





Request for Proposals Coordination and Hosting of Pine Lake Trail Run/Walk/Ride



Posted March 18, 2024

The Village of Haines Junction is seeking proposals from local community organizations to coordinate and host a Pine Lake Trail Run/Walk/Ride on International Trails Day, June 1, 2024. This event, sponsored by the Village of Haines Junction and the Trans Canada Trail, seeks to promote community volunteerism and celebrate the Pine Lake section of the Trans Canada Trail.

Work involved in coordinating and hosting this family-friendly and all-ages event is envisioned to include:

- Coordinating event planning and registration.
- Recruiting and organizing community volunteers
- On the event day, coordinating volunteers to run aid stations along the race route, race timing, traffic control, wildlife patrol, setting up tents (if/where needed), and hosting a community barbeque at the end of the event.
- Seeking other sponsors/partners.
- Working in close coordination with Village staff to ensure the event stays within the total event budget.

The Village will work alongside the community organization to support the event by:

- Providing funding to cover event costs, noting Council has approved a total event budget of \$10,000.
- Processing financial transactions.
- Providing other support as required.

To be considered an eligible community group, an organization must be; 1) based out of, or have a chapter of the organization based out of, the greater Haines Junction/Dakwākāda Region; 2) have a minimum of five active members; 3) have a minimum annual budget of \$250; 4) have been operating during the current calendar year; and 5) provide arts, sports, recreational and/or cultural programming to the community.

Please submit a proposal indicating:

- How your organization meets each of the eligibility criteria above
- A copy of your financial statement
- A brief event plan that summarizes your approach to, and experience in, coordinating and hosting events and volunteers.

Proposals from eligible organizations will be evaluated on: 1) the feasibility of the event plan, 2) the organization's experience with event coordination and hosting, and 3) volunteer coordination experience. The successful community group will be awarded a grant of \$2,000 that may be put towards the work of the organization. Please contact Aynslie Ogden, Corporate Manager at 667-7100 x105 with any questions.

Deadline for applications: Friday April 5, 2024 at 12:00 noon.

VILLAGE OF HAINES JUNCTION
(867) 634-7100 | admin@hainesjunction.ca | www.hainesjunction.ca



Bill Brewster Arena News

Thank you to the Haines Junction Minor Hockey Association, Arena Staff, Skaters, Curlers, Broomballers and Supporters for another wonderful season!



Arena Schedule March 2024

Sunday	Monday	Tuesday	Wednesday	Thursday	Friday	Saturday
				Feb 29 Last day of Minor Hockey	1 Public Skate 3:00-6:30 pm Adult Drop-In 6:45-9:00 pm	2 Public Skate 1:00-5:00 pm
3 CLOSED	4 CLOSED	5 Public Skate 3:00-6:30 pm	6 Spring Break Starts Public Skate 1:00-6:30 pm	7 Public Skate 1:00-6:30pm	8 Public Skate 1:00-6:30 pm Adult Drop-In 6:45-9:00 pm	9 Public Skate 1:00-5:00 pm
10 CLOSED	11 CLOSED	12 Public Skate 1:00-6:30 pm	13 Public Skate 1:00-6:30 pm	14 Public Skate 1:00-6:30pm	15 Public Skate 1:00-6:30 pm Adult Drop-In 6:45-9:00 pm	16 Public Skate 1:00-5:00 pm
17 Last day of Spring Break CLOSED	18 CLOSED	19 Public Skate 2:00-6:30 pm	20 Public Skate 2:00-6:30 pm	21 Last day open to the public. Public Skate 2:00-6:30pm	22 Broomball Tournament	23 Broomball Tournament
24 Broomball Tournament	25 Arena closed for the season					

A big thanks to the Haines Junction Minor Hockey Association, St. Elias Lions Club, and all other patrons for making this a great season! We look forward to having you all back in the fall.

